

SPECIMEN BASKET patent pending

Instructions for Use

ATTENTION: CAREFULLY READ ALL INSTRUCTIONS PRIOR TO USE. REVIEW ALL WARNINGS AND PRECAUTIONS INCLUDED IN THESE INSTRUCTIONS.

CAUTION: Federal law restricts the sale of this device to a licensed healthcare provider only

CONTENTS (per pouch)

One (1) Specimen Basket with tubing enclosed

SUPPLIED STATE

The Tobra Medical Specimen Basket is provided sterile, and is a single use device. Do not reuse or resterilize.

DEVICE DESCRIPTION

The Tobra Medical Specimen Basket facilitates collection of specimen and simplifies its separation from blood and irrigation fluids.

INTENDED USE

The Tobra Medical Specimen Basket is intended for sterile, single-use with a surgical suction line to collect specimen during surgical procedures.

STORAGE, HANDLING, AND DISPOSAL

The Tobra Medical Specimen Basket should be stored in the double sterile pouch in which the device is provided. Sterile technique should be used when handling the device, per facility protocol. The Specimen Basket should only be handled by healthcare professionals. An expiration date is provided on the packaging. All expired product should be disposed of per facility protocol.

WARNINGS

- Do not use if package is open or damaged. If damage is noted, please contact Tobra Medical.
- Do not reuse or resterilize the device.
- Do not use if any portion of the Specimen Basket appears damaged. If damage is noted, please contact Tobra Medical.
- Do not use if basket filter is damaged.

PRECAUTIONS

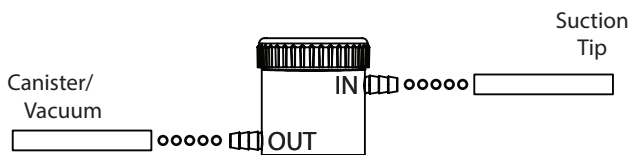
- Specimen Basket should be used as provided.
- Discard device after use or after removal from sterile field per facility protocol

DEVICE COMPATIBILITY

The Tobra Medical Specimen Basket is compatible with the following devices:

- Surgical suction tools
- Standard suction canisters and wall vacuum systems
- Standard suction tubing

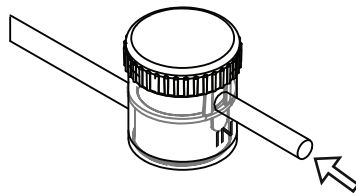
1



Connect Specimen Basket in line with suction tubing. The IN barb is for suction line from surgical site. The OUT barb is for suction line going to canister or vacuum source.

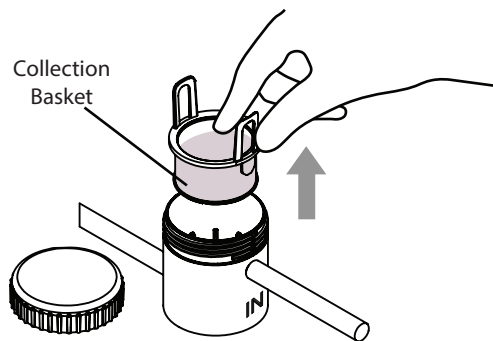
Additional tubing is supplied with the Specimen Basket. This tubing can be utilized on either barb if needed.

2

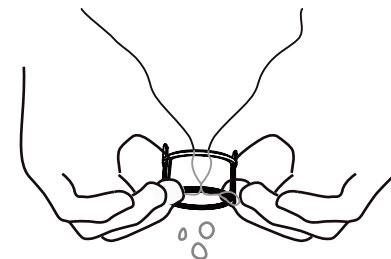


Suction specimen, blood, and irrigation fluids.

3

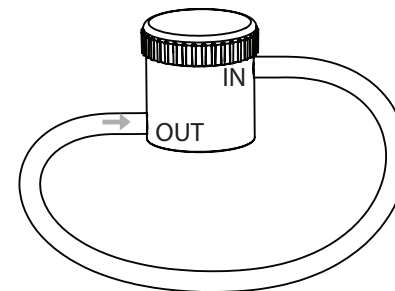


Specimen may be removed from device by removing cap and pulling the basket from device.



Invert basket to remove specimen. Basket should not be inverted more than two times.

4



Specimen may be transported in device by connecting tubing to both barbs.

Distributed by:
TOBRA MEDICAL
PO Box 1216
Wake Forest, NC 27588
info@tobramedical.com

Manufactured by:
GILERO FINISHED DEVICES
635 Davis Drive, Suite 100
Morrisville, NC 27560



Do not use if packaging is damaged.



For single use only. Do not reuse.



Not made with natural rubber latex.



Sterilized with gamma radiation.

Non-pyrogenic

www.tobramedical.com
(866) 777-1505